SOOTY'S PLANTS

# Newsletter

## Happy May!

May has arrived and the days are getting warmer and longer - yippee! With summer is on its way, it's time to tidy up spring plants, plant out summer flowers and get planning for autumn.
Let's work together and make 2023 a fantastic year for your garden and home!

Don't forget to follow us on other socials too!

**www.sootysweeps.com**

@sweepscafeatsootysplants

@sootysandsweeps

@sootysplants

# Jobs to do in the garden this month

Mow lawns weekly – but consider leaving some areas uncut for wildlife

Open greenhouse vents and doors on warm days

Plant out summer bedding at the end of the month (except in cold areas)

Check for nesting birds before clipping hedges

Lift and divide overcrowded clumps of daffodils and other spring-flowering bulbs

Water early and late to get the most out of your water, recycle water when possible

Earth up potatoes, and promptly plant any still remaining

Regularly hoe off weeds

# In Bloom flowers

**At Sooty's garden centre we have huge range of plant options, all competitively priced and at the highest quality!**

Various flowers bloom in May, some of our staff favourites including...



# Sweep's Cafe

**Sweep's Cafe is now open 7 DAYS A WEEK!**

**Mon-Thu: 10:30-4**
**Fri-Sun: 10-4**

**Last orders at 3:30**

**Fancy an Afternoon Tea for only £13.95 pp.**

You'll get your choice of English tea or an americano, a selection of sandwiches, a selection of cakes & sweet treats, and a scone with butter, strawberry jam, and clotted cream!

**Book your £13.95 Afternoon Tea by calling**

**-**

**01772 812540**

# Edible Flowers Guide

**It's not just restaurant chefs who can use flowers in cooking. You'd be surprised at how many edible varieties you can find in your own garden. Here are some of the most popular edible blooms, and ideas for how to use them.**

## EDIBLE FLOWERS FROM YOUR GARDEN

Alpine pinks, Bergamot, Chrysanthemum, Daisy, Day Lily, Elderflower, Hibiscus, Hollyhock, Lavender, Nasturtium, Pot marigold, Primrose, Rose, Scented Geraniums, Sunflower, Sweet Violet, and Tiger Lily.






## EDIBLE FLOWERS FROM YOUR VEGETABLE PATCH

Basil, Borage, Dill, Chives, Clover, Courgette, Fennel, Garden Pea, Mint, Pumpkins and Squashes, Rosemary, and Salad Rocket.



**Please note**

*edible flowers are always best picked fresh from the garden - if that's not possible, pick and put them straight in the fridge in a plastic container, and use within 2 days. Just wash and dry them gently by dipping them in a bowl of water and gently shake to remove any bugs and dirt.*

# Plant of the month

WANT TO CHECK OUR CURRENT STOCK?
GIVE US A CALL

**01772 816901**

David 'Sooty' Sutton's Plant of the Month is this beautiful **'Forever and Ever' Hydrangea.**
A compact, perennial plant - perfect for a flowering hedge or pot. It flowers from May right through to Autumn

# POT IT LIKE ITS HOT

ARE YOU LOOKING FOR A FUN WAY TO ADD STYLE AND COLOUR TO YOUR GARDEN?

Garden pots are a fantastic way to add colour and style, while also serving many benefits!

Planting in pots allows for portability with your plants and flowers (to help avoid damage from the wind, rain, or sunshine.)
They also can be used to make affordable barriers and pathways inside your garden!

POP INTO SOOTY'S TODAY TO CHECK THEM OUT!

# May Planting & Harvesting Guide

## Sowing and planting

### Fruits

- Plant out alpine strawberry seedlings sown in early spring.
- Sow outdoor melons in a heated propagator.

### Vegetables

- Sow French beans, runner beans, squash, cucumbers and pumpkin seeds directly into prepared beds outside.
- Sow sweet corn outside in blocks, at least 45cm (18in) spacing, with two seeds per hole.
- Sow cauliflowers and purple sprouting broccoli for harvesting next winter.
- After all risk of frost has passed, plant out tomatoes, courgettes and pumpkins that were previously sown under cover.
- Other young plants can be planted out once conditions are suitable, and once they've been hardened off (acclimatised to the colder outdoor conditions) for 10 to 14 days.
- Brussels sprouts for next winter should now be ready for transplanting after early or mid-spring sowing.
- Plant out artichokes that were previously sown under cover.
- Self-blanching celery can also be planted out towards the end of the month.
- Ridge cucumbers can be sown indoors now, for planting out in early June.

## Ready to Harvest

### Fruits

- Rhubarb

### Vegetables

- Spring lettuce
- Salad Onions
- Spring Cabbage
- Salad Leaves
- Radishes
- Asparagus

https://www.rhs.org.uk/advice/grow-your-own/in-month/may

# May Maintenance



## Fruit

- Pull-off suckers appearing around the base of fruit trees.
- Liquid feed fruit trees growing in pots with a balanced feed every fortnight.
- Deblossom strawberry runners planted since September.
- Water blueberries, cranberries and lingonberries when needed.
- Remove any winter protection from figs and carry out pruning.
- Move growing-bags into the greenhouse to warm up two weeks before planting indoor melons, and water well two days before planting.
- Gently run your hand over indoor grape vine flowers to pollinate them.
- Make sure bees can access caged and cloched fruit flowers to ensure pollination.

## Vegetables

- Earth up potatoes when the shoots are 23cm (9in) high, in order to prevent the new tubers going green.
- Start to remove sideshoots from cordon tomatoes as you see them.
- Strings stretched along the tops of broad bean plants can support them, and prevent them flopping once pods develop.
- Peas need staking with pea sticks, netting, or pruned twigs from the garden.

## Common Problems in the Garden

- Keep an eye out for asparagus beetles, and pick them off by hand.
- Watch for the small holes flea beetles make on brassica seedlings. Water plants well to help them continue growing despite the pest damage.
- Protect carrots with insect-proof mesh to prevent carrot root fly.
- Slugs pose a threat, and slug controls are necessary now, as always.
- Protect brassicas and peas from pigeons.
- Pick yellowing leaves off brassicas promptly, to prevent spread of grey mould and brassica downy mildew.
- Deal with apple sawfly and capsid bug and prevent blossom wilt if it struck last year.
- Put up codling moth traps in apple trees.
- Look out for spur blight, cane spot and cane blight on raspberries, blackberries and hybrid berries.
- Put bird protection in place for all soft fruit.
- Deal with raspberry leaf and bud mite and raspberry rust from now on.
- Keep on top of weed control and continue through to summer.

# Quiz Time!

Good luck!

**What colour is a kumquat?**
a. Orange
b. Red
c. Yellow
d. Brown

**Which fertilizer is best for ginger?**
a. Low-nitrogen
b. High-nitrogen
c. Low-potassium
d. High-potassium

**Which of the following chemical elements is not among the main elements in most fertilisers?**

a. Nitrogen
b. Potassium
c. Phosphorus
d. Oxygen

**What is the process of growing plants in partial light called?**
a. Etiolation
b. De-etiolation
c. Phototropism
d. Photosynthesis

**When can you harvest new potatoes?**

a. 30-60 days
b. 60-90 days
c. 90-120 days
d. 120-150 days

This month's answers are: 1) A 2) A 3) D 4) A 5) B

# We can't wait to welcome you!